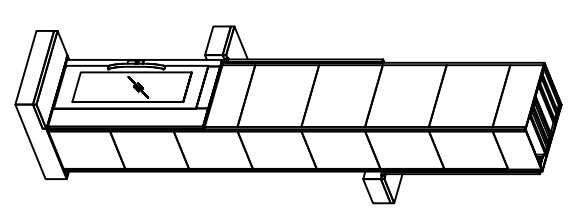
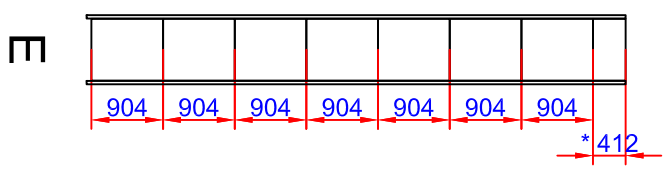
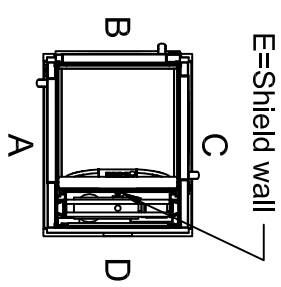


872 Lift shaft dimension

1160 Lift shaft dimension

Fixing points, 250 N

Positioning of machinery:



Options
 Frekv 1x230/240V 50-60Hz 16 A Soft
 Capacity: 300,00 kg

*To be adapted on site
 **Customized panel

Approved by
 builder:

European view placement:



Tender no

Order no

Principal drawing
 A4000 - 800*830
 Shaft drawing

Gen. Tolerances

SS-ISO 27681-1 m

Date

2018-09-06

sheet

1 of 7

Scale:

A3, 1:60

